



API TESTING

THE DEFINITIVE GUIDE

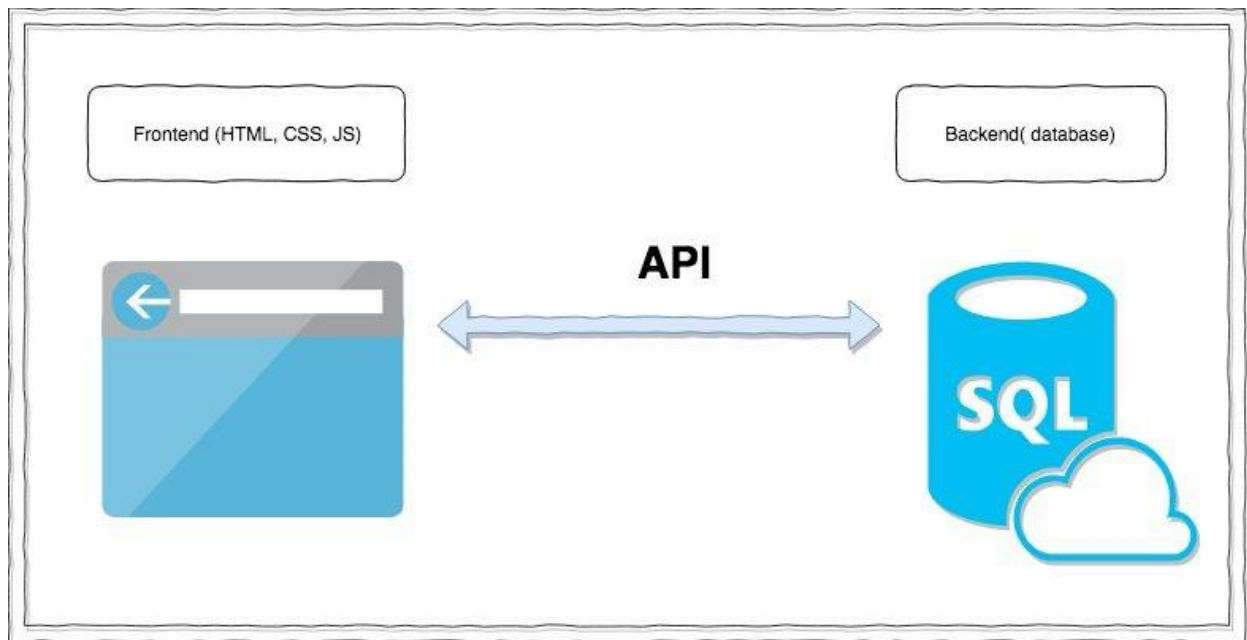
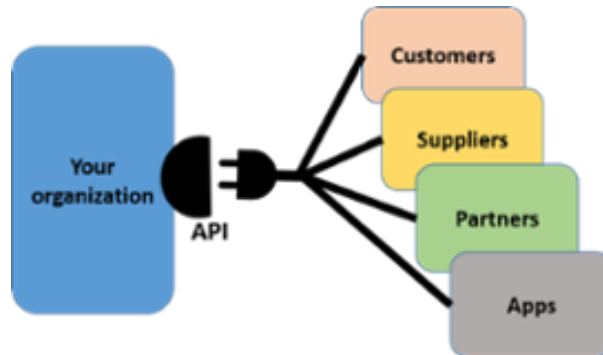
Table of Contents

What is API?	4
What is API Testing?	6
What is REST API?	6
Difference between REST API vs SOAP API.	8
What to Test in API Testing?	8
HTTP - Fundamentals	9
What is an Cookies?	10
What is Authentication?	10
HTTP Methods explained.	12
HTTP GET Method Explained -	12
HTTP POST Method Explained -	13
HTTP PUT Method Explained -	13
HTTP PATCH Method Explained -	14
HTTP DELETE & OPTIONS Method Explained -	14
HTTP HEAD/TRACE Method Explained -	15
How to Test an API (API Testing)?	15
API Testing tools	16
How to do API Testing using Postman	16

What is API?

API stands for the Application Programming Interface, They are basically a collection of functions and procedures which allows us to communicate two application or library.

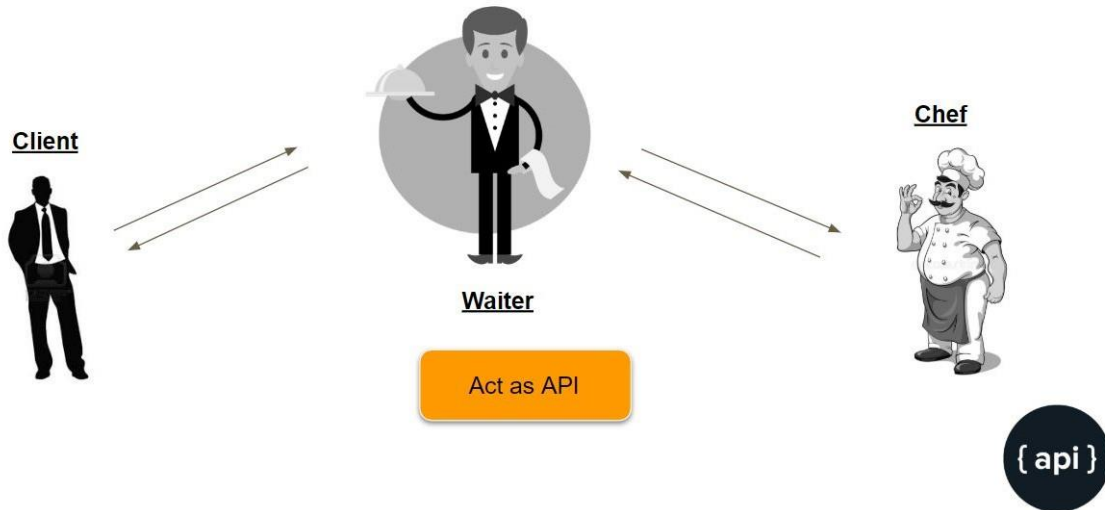
For example, It like a connector as seen in the picture. All data connects to our organization through API.



In one line, API is its an interface between different software programs or service.

Simple Examples is,
Suppose you go to a restaurant.

API Explained -



API is the messenger that takes your order(waiter) and tells the system(kitchen) what to do (to prepare food) and in return gives back the response you asked for (waiter returns with the ordered food).

Source - Quora. <https://www.quora.com/What-is-an-API>

Type of APIs :-

Type of API



We are only Concern about the Web API

Simple Object Access Protocol

Remote Procedure Call

Representational State Transfer (REST).

etc.....



Web API

SOAP

RPC

REST

{ api }

What is API Testing?

When we talk about API Testing,

API testing is testing that APIs and its integration with the services.

It is one of the most challenging type of testing, If we miss the certain cases in API Testing that can cause a very big problem in production after full integration and it will hard to debug in production environment..

In this definite guide,

We are basically discussing about the REST API Testing. Where we need to test the REST APIs for the validation, error codes and load testing.

What is REST API?

As REST is an acronym for REpresentational State Transfer, statelessness is key. An API can be REST if it follows the below constraints.

The REST architectural style describes six constraints. These constraints, put on the architecture, were initially communicated by Roy Fielding in his doctoral dissertation and defines the basis of RESTful-style.

1. **Uniform Interface**
2. **Stateless**
3. **Cacheable**
4. **Client-Server**
5. **Layered System**
6. **Code on Demand**

Uniform Interface

The uniform interface constraint defines the interface between clients and servers.

In other terms,

First constraint of the REST API states that the Client and server has to communicate and agree to certain rules based on resources(they should communicate with same resource like json, xml, html , txt) and with proper encoding like UTF-8 extra.

Another point they should communicate with the Self-descriptive Messages e.g Use the same MIME types.

Stateless

APIs in REST are stateless and Client and server doesn't worry about the state of the request or response..

Cacheable

According to the World Wide Web, clients can cache responses. Responses should therefore, implicitly or explicitly, define themselves as cacheable. Its upto server when they want the cache to expired etc.

Client-Server

Client and Server are two different entity, It means that servers and clients may also be replaced and developed independently, as long as the interface is not altered.

Layered System.

It means that the between client and server there can be any number of layered systems it does not matter.

Code on Demand

Server can store the Code or logic to themselves and transfer it whenever needed rather client side logic.

If any API fulfill all the constraints then we can it REST API.

Who Uses REST

- Twitter API
- LinkedIn API
- Slack API
- many more.....

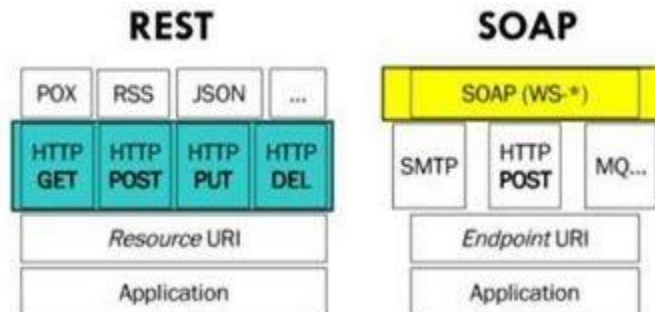


Difference between REST API vs SOAP API.

We have already discussed REST API , Lets now Learn what is SOAP API.

SOAP (Simple Object Access Protocol) is a messaging protocol that allows programs that run on disparate operating systems or services like frontend or backend to communicate using Hypertext Transfer Protocol (HTTP) and its Extensible Markup Language (XML).

Protocol Layering



SOAP uses WSDL is an XML format for describing network services as a set of endpoints operating on messages containing either document-oriented or procedure-oriented information.

Enough of background lets come to topic...

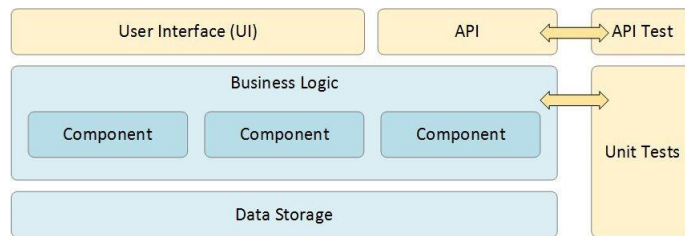
What to Test in API Testing?

- Validate the keys with the Min. and Max range of APIs (e.g maximum and minimum length)
- Have a Testcase to do XML,JSON Schema validation.
- Keys verification. If we have JSON, XML apis we should verify it's that all the keys are coming.
- Verify that how the APIs error codes handled.

Lets understand why API Testing is important...

Why you should perform API Testing?

- Many of the services that we use every day rely on hundreds of different interconnected APIs, if any one of them fails then the service will not work.
- Right now, Internet uses millions of APIs and they should be tested thoroughly.
- Developers make mistake and they create buggy APIs..
- Validation of APIs is very important which are going live to production.



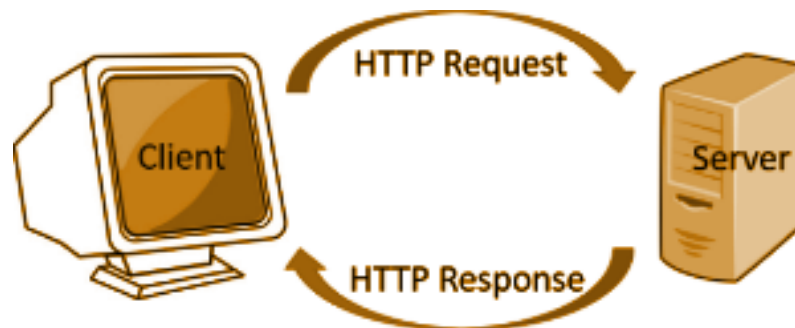
Above image shows the architecture of an application and notice that API Testing is important part..

Now...

Lets learn one more concept HTTP Methods

HTTP - Fundamentals

HTTP is an application layer protocol designed within the framework of the Internet protocol suite.



There is **Client** which perform a request resource which can be HTMLPage, file extra from **Server** and server perform the response to the client back using the same protocol known as HTTP.

HTTP is a stateless protocol. In other words, the current request does not know what has been done in the previous requests.

What is an Cookies?

Cookies are usually small text files, given ID tags that are stored on your computer's browser directory or program data subfolders.

```
GET /spec.html HTTP/1.1
Host: www.example.org
Cookie: theme=light; sessionToken=abc123
```

Record the user's browsing activity.
Which pages were visited in the past.
Contain the name of the domain & Lifetime.

Tool : EditThisCookie - <http://bit.ly/1oe1o08>

What is Authentication and its types lets understand it...

What is Authentication?

Authentication is a process of presenting your credentials like username, password or another secret key to the system and the system to validate your credentials or you. In the API terms Authentication is used to protect the content over web mean only a valid user with valid credentials can access that API endpoint. These credentials tell the system about who you are. Which enables the system to ensures and confirms a user's identity. Here system can be anything, it can be a computer, phone, bank or any physical office premises.

Basic authentication - String is encoded with Base64.

```
curl --header "Authorization: Basic am9objpzZWNyZXQ=" my-website.com
```

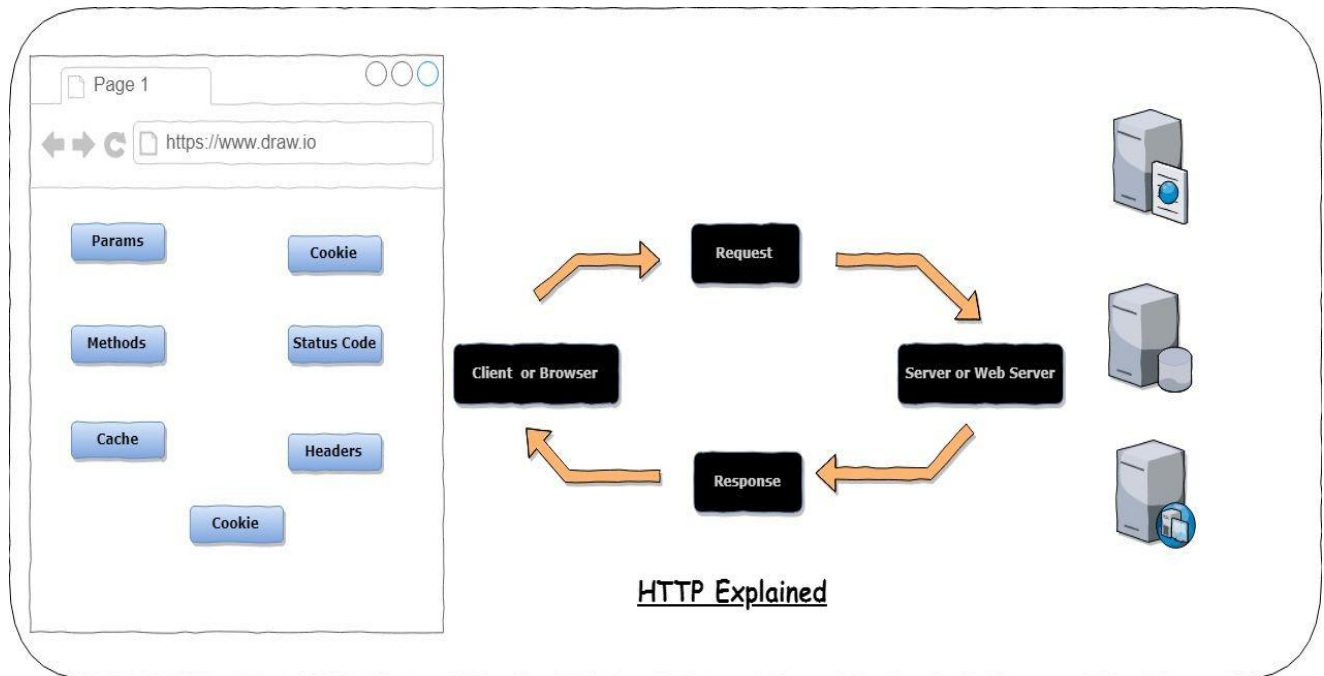
Digest Authentication - Authentication is performed by transmitting the password in an ENCRYPTED form.(With Some Salt etc)

OAuth- Authentication protocol that allows you to approve one application interacting with another on your behalf without giving away your password.

E.g OAuth 1, 2.

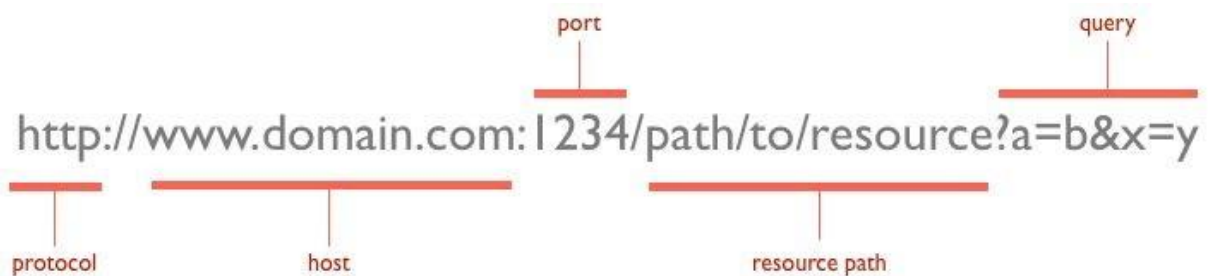
More authentication are discussed here -

<https://scrolltest.com/2018/11/22/how-to-handle-authentications-with-postman/>



In Client as Browser and Server as DB with the service running in PHP.

We can create an HTTP request from browser by typing a URL.



Just for more information, URL can be broken down into the further chunks like protocol, host , port and query params. More discussion is out of scope for URL

Lets Understand what all HTTP methods are present

HTTP Methods explained.

HTTP Methods



Method	Description
GET	Request to read a Web page
HEAD	Request to read a Web page's header
PUT	Request to store a Web page
POST	Append to a named resource (e.g., a Web page)
DELETE	Remove the Web page
TRACE	Echo the incoming request
CONNECT	Reserved for future use
OPTIONS	Query certain options



HTTP GET Method Explained -

HTTP - GET - Request



<http://scrolltest.com/test?name1=value1>

- Retrieve all resources in a collection & can be cached.
- GET requests remain in the browser history & bookmarked
- GET requests should never be used when dealing with sensitive data & have length restrictions
- GET requests should be used only to retrieve data

```
GET /test?name=value1 HTTP/1.1
Host: scrolltest.com
User-Agent: my browser details
Accept: text/html
Accept-Language: en-gb,en;q=0.5
Accept-Encoding: gzip, deflate
Connection: keep-alive
```



HTTP POST Method Explained -

HTTP - POST - Request

http://

```
POST /test/t.php HTTP/1.1
Host: scrolltest.com
name1=value1&name2=value2
```

- Create a new resource in a collection
- POST requests are never cached. & do not remain in the browser history.
- POST requests cannot be bookmarked.
- POST requests have no restrictions on data length

```
POST /test/t.php HTTP/1.1
User-Agent: HTTPTool/1.0
Content-Type: application/raw
Content-Length: 32
name1=value1&name2=value2
```



HTTP PUT Method Explained -

HTTP - PUT Request

http://

- PUT puts a file or resource at a specific URI
- PUT replaces that file or resource.
- PUT responses are not cacheable.
- Update a resource.

```
PUT /boo/foo.txt HTTP/1.1
Host: www.foo.com
Content-Type: plain/text

This is a testing content for
the text file foo.txt
```



HTTP - PATCH Request

http://

- **PATCH** - Update a partial resource.
- When you only need to update one field of the resource

```
PATCH
/groups/api/v1/groups/{group id}

with request body like
{action:activate|deactivate}
```



HTTP - DELETE & OPTIONS Request

http://

- **DELETE** - Delete a resource.
- **OPTIONS** - Return available HTTP methods and other options.

```
PATCH
/groups/api/v1/groups/{group id}

with request body like
{action:activate|deactivate}
```



HTTP HEAD/TRACE Method Explained -

HTTP - HEAD & TRACE Request



- **HEAD** - For Only Header Information
- **TRACE** - Return traces of the request



Now we have a HTTP Methods knowledge lets understand what are Cookie and authentication.

How to Test an API (API Testing)?

Before that take a look into the example api that can available freely.

<https://api.chucknorris.io/jokes/random>

```
← → ↻ 🏠 https://api.chucknorris.io/jokes/random
g 📧 📧 📧 📧 SDET 📧 Invest 📧 BUG f 📧 LPS 📧 ST 📧 SDET - C
{
  category: null,
  icon_url: "https://assets.chucknorris.host/img/avatar/chuck-norris.png",
  id: "1-v_AlmYR9yrxG6Z0z0zCw",
  url: "https://api.chucknorris.io/jokes/1-v_AlmYR9yrxG6Z0z0zCw",
  value: "Chuck Norris can play the violin with a piano"
}
```

JSON Response...

Here Keys are

category, icon_url, id, url and value and they have corresponding values as String or number. API Testing can be done manually or using a Tools. It is always recommend to certain tools.

Lets learn API Testing using our favorite tools..

Below is the list of API testing tools, You can learn or use whichever tool you feel is great for you, I encourage you to start with Postman it's an awesome API Testing tool which provide lots of feature like command line, CI/CD and monitoring of APIs with testcase support.

API Testing tools

- Runscope.com
- **Postman CI/CD**
- Katalon using CI/CD
- SoapUI CI/CD
- Rest Assured CI/CD

API Testing using POSTMAN

What is Postman?

First of all, let's understand what is Postman.

It is an API Testing tool used by developers and Testers to perform API Testing with lots of different features like Global variables, mock request, Environment and monitoring of APIs.


You can learn more about a postman in my full Video lecture series here. Download and install it.
P.S – This article assumes that you have some experience with Postman. If not please go through my previous tutorials.

Its available in the MacOS, Windows and Linux as Native app.

Download Postman - <https://www.getpostman.com>

Major features of postman

Collections, Workspaces & Tools.



Postman Collections

An executable API description format.

Run requests, test & debug, create automated tests, and mock, document & monitor an API.



Postman Workspaces

Powerful collaboration spaces for teams of any size.

Share collections, set permissions, and manage participation in multiple workspaces.



Built-in Tools

Everything a developer needs to work with APIs.

Design & mock, debug, test automation, documentation, monitor, and publish.

